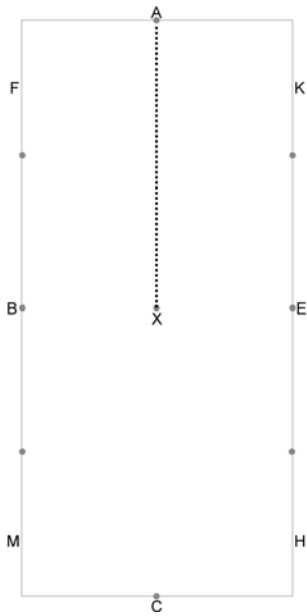
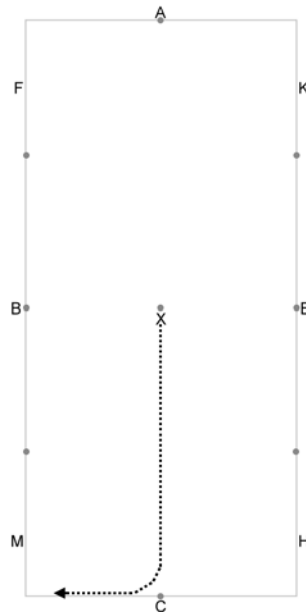


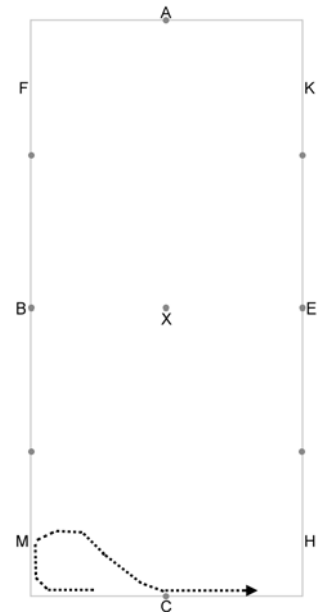
Dressage A




A – X enter at Paso Corto, down the center line, stop, salute



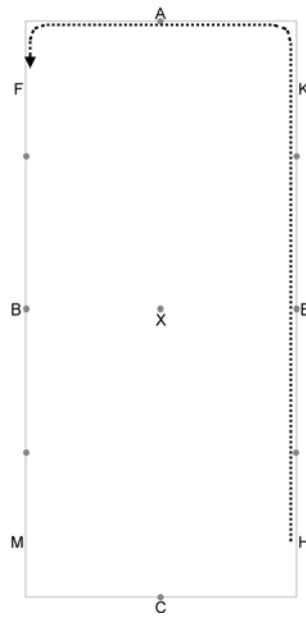
Start at a walk, to the right at C



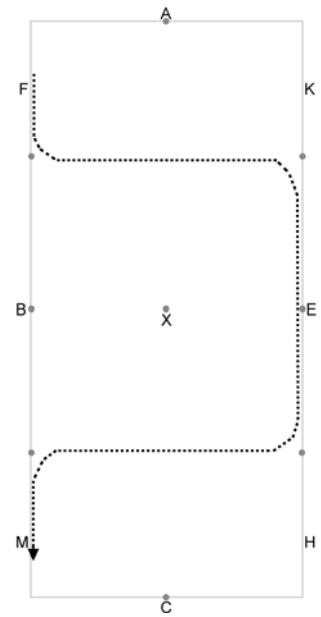
Reverse volt into the corner



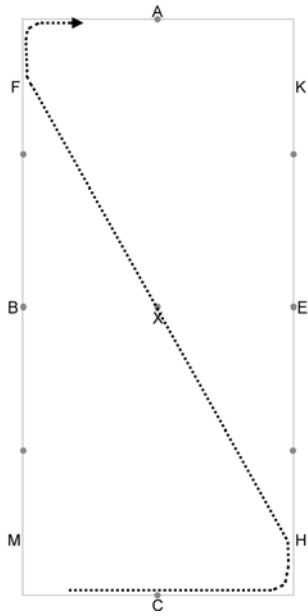
Stop at H, standing quietly for at least 3 sec.



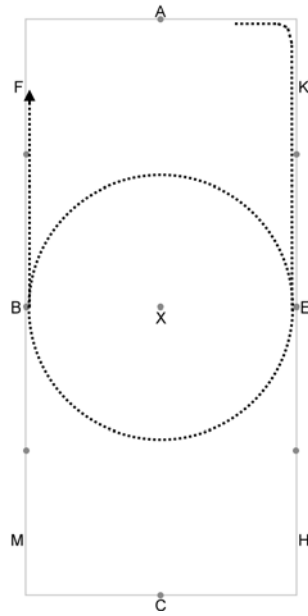
Start at a Paso Corto, H - F along the rail at a Paso Corto



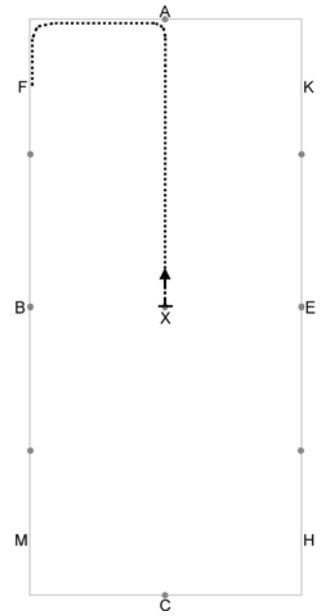
F-E-M Serpentine (3 arches)



H - X - F change direction across the diagonal, extend speed to a Paso Largo on the diagonal, reduce speed to a Paso Corto at F, continue along the rail



E-B – perform on the center circle, 1 ½ circles, continue along the rail



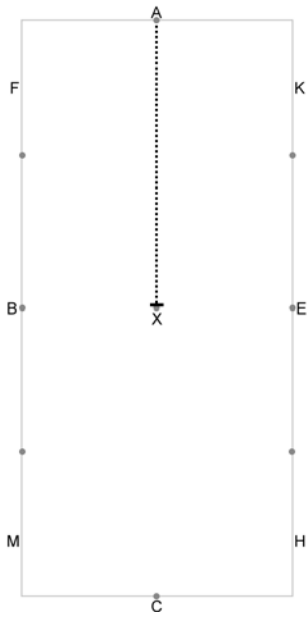
A - X down the center line, stop at X, back one horse's length, stop and salute

3.3 Dressage B

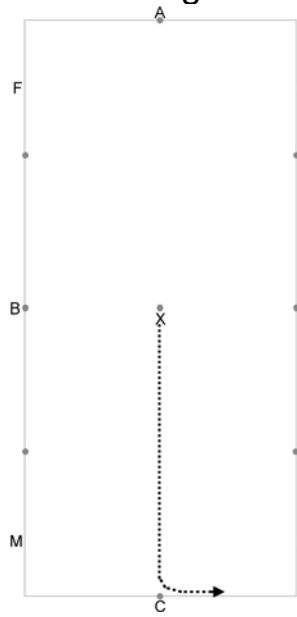
Judges sitting at C

- A - X Enter at Paso Corto, stop, salute
- X - C Start at Paso Corto
- C - Continue left
After passing the next corner, perform a figure eight
- H-X-F Change direction across the diagonal, extend speed to Paso Largo
- F - Reduce speed to Paso Corto – continue along the rail
- C - Volt – about 5m in diameter, continue along the rail
- M-X-K Change direction across the diagonal, extend speed to Paso Largo
- K - Reduce speed to Paso Corto – continue along the rail
- B - Volt – about 5m in diameter, continue along the rail
- M - Transition to a walk
- B - Stop in front of the judges – turn on the haunches, start at a Paso Corto along the rail
- M - F At the next long side leg yield to the inside (8 m) and outside again.
- A - X Down the center line, stop, salute

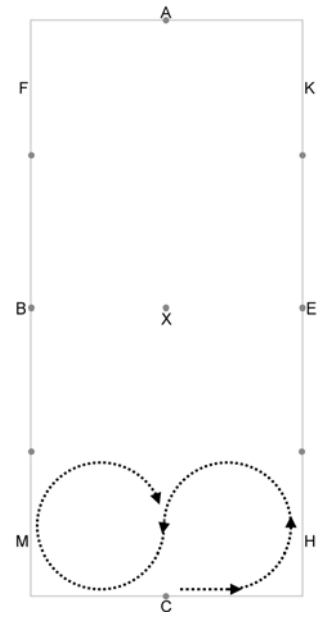
Dressage B



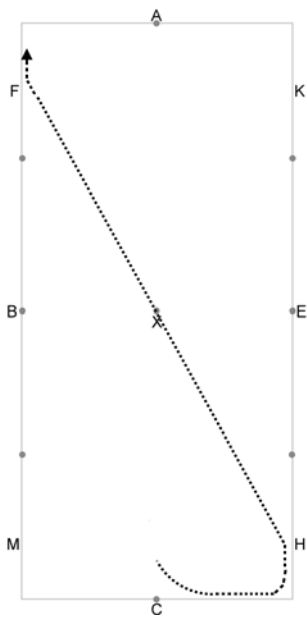
A – X: Enter at Paso Corto, stop and salute




X: Start at Paso Corto, left at C



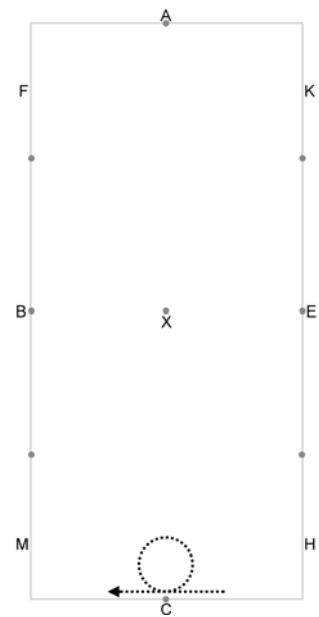
After passing the next corner execute a figure eight



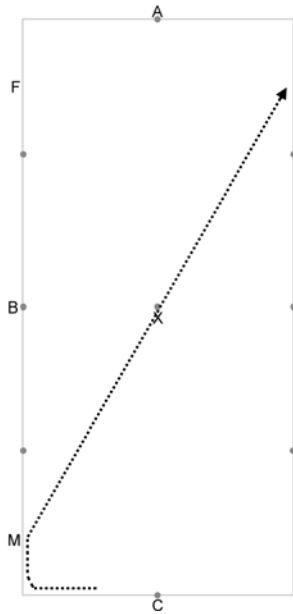
H - X – F: Change direction across the diagonal, extend speed to Paso Largo



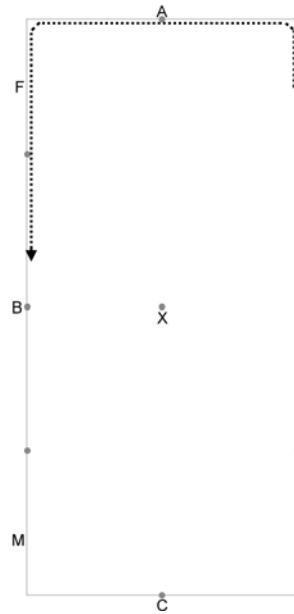
F: Reduce speed to Paso Corto, continue along the rail



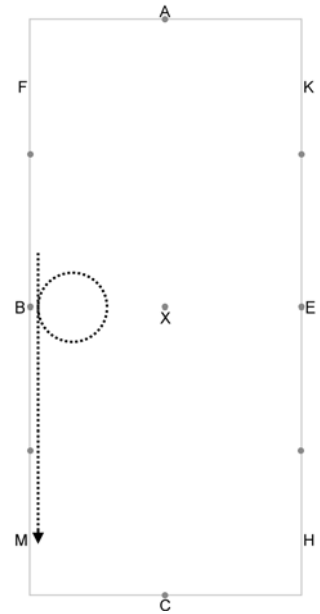
C: Volt (ca. 5m in diameter), continue along the rail



M - X - K: Change direction across the diagonal, extend speed to Paso Largo




K: Reduce speed to Paso Corto, continue along the rail



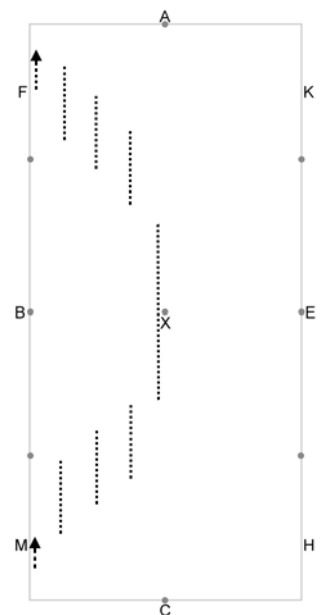
B: Volt (ca. 5m in diameter), continue along the rail.
M: transition to a walk



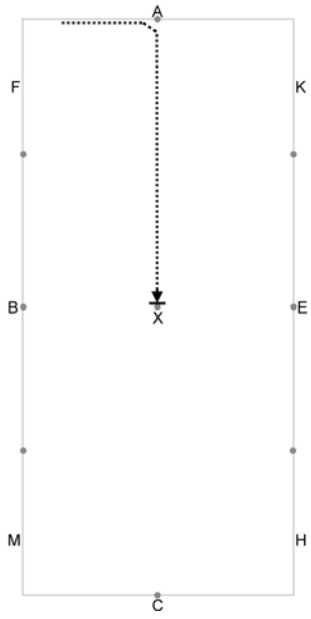
C: Halt in front of the judges and turn on the haunches



C: Start at Paso Corto, continue along the rail



M - F: Leg yield to the inside (8 m) and outside again



A – X: Down the center line, stop and salute

